



# DP8 & DP9 QuickStart Guide




Push in on cabinet latches  
Rotate cabinet up and back.




Remove foam shipping blocks.



Rotate lift ring forward to lock  
carriage in the up position.



Push ribbon guide plate tabs  
down.



Slip ribbon over and behind guide plate tabs. Rotate carriage into place and snap in. Rotate carriage drive gear clockwise to align and take up ribbon slack. **Push ribbon shield and ribbon guide plate up.** Lower carriage into operating position. Close cabinet.

For complete operators and technical manuals,  
drivers, training videos, service bulletins and  
more, please visit:

[www.craden.com/newuser.htm](http://www.craden.com/newuser.htm)